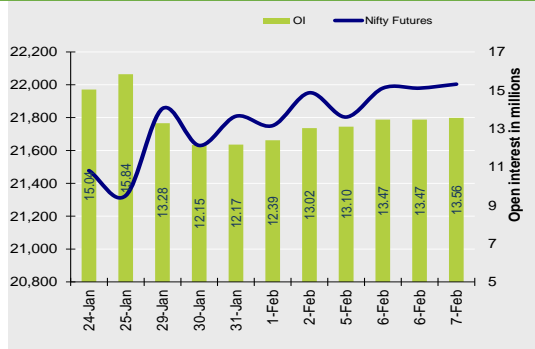


Nifty Snapshot

	Close	Prv Cl.	Ab chg	% chg
Spot	21,930.50	21,929.40	1.10	0.01
Futures	22,003.70	21,979.55	24.15	0.11
OI(ml shr)	13.56	13.47	0.09	0.66
Vol (lots)	142889	140805	2084	1.48
COC	73.20	50.15	23.05	46.0
PCR-OI	1.01	1.12	-0.11	-9.8

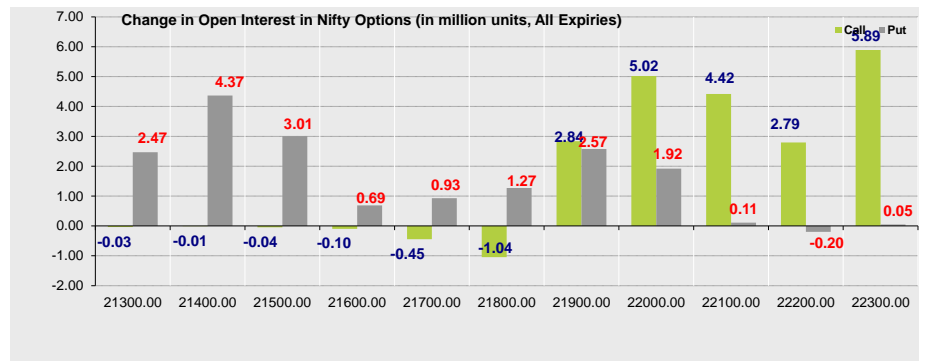
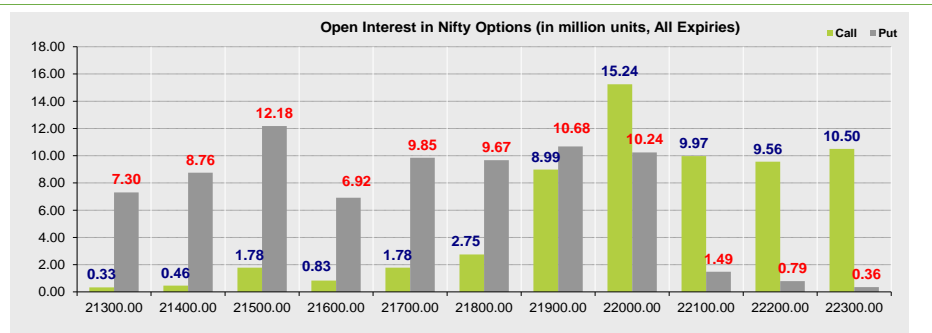
Nifty Futures Price v/s OI



Summary

- Indian markets closed on a positive note where buying was mainly seen in Banking, Realty and Metal Sectors. Nifty Feb Futures closed at 22003.70 (up 24.15 points) at a premium of 73.20 pts to spot.
- FII's were net sellers in Cash to the tune of 1691.02 Cr and were net sellers in index futures to the tune of 1253.46 Cr.
- India VIX decreased by 1.77% to close at 15.51 touching an intraday high of 16.02.

Open Interest in Nifty Options:



Institutional Activity in previous trading session

(in Rs cr.)	Buy	Sell	Net
Index Futures	3778.21	5031.67	-1253.46
Index Options	3486793.15	3498417.96	-11624.81
Stock Futures	20764.29	24908.92	-4144.63
Stock Options	30801.21	31263.50	-462.29
FII Cash	14,534.64	16,225.66	-1,691.02
DII Cash	12,012.32	11,684.59	327.73

Net FII Activity (in Rs cr.)

Date	Idx Fut	Stk Fut	Idx Opt	Cash
7-Feb	-1253.5	-4144.6	-11624.8	-1691
6-Feb	567.9	-1891.7	-18860.0	93
5-Feb	1308.4	-524.1	-21990.3	519
2-Feb	597.0	7218.1	-3853.8	71
1-Feb	831.5	-2075.9	-44900.0	-1880
31-Jan	802.0	3735.8	-62503.0	1661

Technical Pivot (Intraday):

	S2	S1	PIVOT	R1	R2
NIFTY	21795	21900	22005	22110	22215
BANKNIFTY	45715	45925	46110	46320	46505

- The above second chart shows previous trading day's change in Nifty options where Addition in OI were seen in 21800, 21900, 22000 strike Puts and at 22200, 22100, 22000 strike Calls indicating market is likely to remain range bound in the near term.
- Highest OI build-up is seen at 22000 strike Calls and 21500 strike Puts, to the tune of 15.24mn and 12.18mn respectively.

Outlook on Nifty:

Index is likely to open on a flattish note today and is likely to remain range bound during the day.

(Price is in Rs; OI is in million units; Price chg and OI chg are in percentage) **NB RESEARCH**

Fresh Longs seen in:					Fresh Shorts seen in:				
Scrip	Price	Price chg	OI	OI Chg	Scrip	Price	Price chg	OI	OI Chg
DELTACORP	152.2	10.7	21.4	26.2	BERGEPAIN	550.6	-0.8	13.9	33.4
BALRAMCHIN	403.7	1.0	14.8	23.6	NAVINFUOR	3108.2	-4.7	1.7	16.7
TRENT	3628.4	18.9	3.7	15.4	BANKBARODA	246.5	-2.0	147.3	14.0
Short Covering seen in:					Long Unwinding seen in:				
Scrip	Price	Price chg	OI	OI Chg	Scrip	Price	Price chg	OI	OI Chg
CHAMBLFERT	380.2	5.9	7.8	-14.2	ASHOKLEY	177.8	-1.4	123.7	-7.4
HDFCLIFE	607.2	1.8	26.0	-8.8	TCS	4096.4	-1.3	12.1	-5.8
PIDILITIND	2707.0	3.2	3.6	-7.0	NATIONALUM	161.0	-0.8	87.1	-5.4

NIFTY50 Options OI (CE OI = Resistance) (PE OI = Support)			
Symbol	Highest CE OI	Highest PE OI	CMP
ADANIPTS	1300	1200	1262
ADANIENT	3500	3100	3250
ASIANPAINT	3000	2900	2991
AXISBANK	1100	1000	1073
BAJAJ-AUTO	8000	7000	7743
BAJAJFINSV	1700	1500	1606
BAJFINANCE	7500	6500	6744
BHARTIARTL	1200	1100	1140
BPCL	530	500	606
BRITANNIA	5200	5000	5109
CIPLA	1500	1300	1440
COALINDIA	450	400	449
DIVISLAB	4000	3300	3742
DRREDDY	6200	5500	6188
EICHERMOT	4000	3500	3929
GRASIM	2200	2000	2117
HCLTECH	1600	1500	1617
HDFCBANK	1500	1400	1440
HDFCLIFE	600	600	607
HEROMOTOCO	4800	4500	4738
HINDALCO	600	580	593
HINDUNILVR	2500	2400	2437
ICICIBANK	1050	1000	1028
ITC	450	420	427
INDUSINDBK	1600	1600	1525

NIFTY50 Options OI (CE OI = Resistance) (PE OI = Support)			
Symbol	Highest CE OI	Highest PE OI	CMP
INFY	1700	1600	1703
IOC	190	150	187
JSWSTEEL	840	800	839
KOTAKBANK	1900	1800	1803
LT	3600	3400	3408
LTIM	6000	5000	5464
M&M	1700	1600	1730
MARUTI	11000	9800	10966
NESTLEIND	2600	2400	2507
NTPC	340	330	332
ONGC	260	250	271
POWERGRID	280	270	266
RELIANCE	3000	2800	2893
SBILIFE	1500	1300	1479
SBIN	650	600	678
SUNPHARMA	1500	1400	1488
TATACONSUM	1200	1100	1172
TATAMOTORS	1000	800	939
TATASTEEL	150	140	145
TCS	4200	4000	4096
TECHM	1500	1300	1327
TITAN	3800	3500	3597
ULTRACEMCO	10500	9000	10253
UPL	550	500	478
WIPRO	500	450	497

Derivative Recommendations:

Stock Name	Call (Buy/Sell)	Entry price	Targets	Stop Loss	Duration	Status
ICICIBANK FUT	Sell	1024.40	970	1052	1-2 DAYS	Open

FROM THE EQUITY DERIVATIVE DESK:

NIRAV HARISH CHHEDA
AVP - DERIVATIVES AND TECHNICAL RESEARCH
E-Mail: nirav.chheda@nirmalbang.com
Tel no: 6273-8199/8000

AMIT BHUPTANI
SNR.DERIVATIVES AND TECHNICAL RESEARCH ANALYST
E-Mail: amit.bhuptani@nirmalbang.com
Tel no: 6273-8242/8000

DISCLOSURES

Research Reports that are published by Nirmal Bang Securities Private Limited (hereinafter referred to as "NBSPL") are for private circulation only. NBSPL is a registered Research Analyst under SEBI (Research Analyst) Regulations, 2014 having Registration no. INH000001766. NBSPL is also a registered Stock Broker with National Stock Exchange of India Limited, BSE Limited, Metropolitan Stock Exchange of India Limited, Multi Commodity Exchange of India Limited, National Commodity and Derivative Exchange Limited and Indian Commodity Exchange Limited in cash and Equity and Commodities derivatives segments.

NBSPL has other business divisions with independent research teams separated by Chinese walls, and therefore may, at times, have different or contrary views on stocks and markets.

NBSPL or its associates have not been debarred / suspended by SEBI or any other regulatory authority for accessing / dealing in securities Market. NBSPL, its associates or analyst or his relatives do not hold any financial interest (Except Investment) in the subject company. NBSPL or its associates or Analyst do not have any conflict or material conflict of interest at the time of publication of the research report with the subject company. NBSPL or its associates or Analyst or his relatives may or may not hold beneficial ownership of 1% or more in the subject company at the end of the month immediately preceding the date of publication of this research report.

NBSPL or its associates / analyst has not received any compensation / managed or co-managed public offering of securities of the company covered by Analyst during the past twelve months. NBSPL or its associates have not received any compensation or other benefits from the company covered by Analyst or third party in connection with the research report. Analyst has not served as an officer, director or employee of Subject Company. NBSPL / analyst has not been engaged in market making activity of the subject company.

Analyst Certification: The research analysts and authors of these reports, hereby certify that the views expressed in this research report accurately reflects my/our personal views about the subject securities, issuers, products, sectors or industries. It is also certified that no part of the compensation of the analyst(s) was, is, or will be directly or indirectly related to the inclusion of specific recommendations or views in this research. The analyst(s) principally responsible for the preparation of this research report and has taken reasonable care to achieve and maintain independence and objectivity in making any recommendations.

DISCLAIMER

This report is for the personal information of the authorized recipient and does not construe to be any investment, legal or taxation advice to you. NBSPL is not soliciting any action based upon it. Nothing in this research shall be construed as a solicitation to buy or sell any security or product, or to engage in or refrain from engaging in any such transaction. In preparing this research, we did not take into account the investment objectives, financial situation and particular needs of the reader.

This research has been prepared for the general use of the clients of NBSPL and must not be copied, either in whole or in part, or distributed or redistributed to any other person in any form. If you are not the intended recipient you must not use or disclose the information in this research in any way. Though disseminated to all the customers simultaneously, not all customers may receive this report at the same time. NBSPL will not treat recipients as customers by virtue of their receiving this report. This report is not directed or intended for distribution to or use by any person or entity resident in a state, country or any jurisdiction, where such distribution, publication, availability or use would be contrary to law, regulation or which would subject NBSPL & its group companies to registration or licensing requirements within such jurisdictions.

The report is based on the information obtained from sources believed to be reliable, but we do not make any representation or warranty that it is accurate, complete or up-to-date and it should not be relied upon as such. We accept no obligation to correct or update the information or opinions in it. NBSPL or any of its affiliates or employees shall not be in any way responsible for any loss or damage that may arise to any person from any inadvertent error in the information contained in this report. NBSPL or any of its affiliates or employees do not provide, at any time, any express or implied warranty of any kind, regarding any matter pertaining to this report, including without limitation the implied warranties of merchantability, fitness for a particular purpose, and non-infringement. The recipients of this report should rely on their own investigations.

This information is subject to change without any prior notice. NBSPL reserves its absolute discretion and right to make or refrain from making modifications and alterations to this statement from time to time. Nevertheless, NBSPL is committed to providing independent and transparent recommendations to its clients, and would be happy to provide information in response to specific client queries.

Before making an investment decision on the basis of this research, the reader needs to consider, with or without the assistance of an adviser, whether the advice is appropriate in light of their particular investment needs, objectives and financial circumstances. There are risks involved in securities trading. The price of securities can and does fluctuate, and an individual security may even become valueless. International investors are reminded of the additional risks inherent in international investments, such as currency fluctuations and international stock market or economic conditions, which may adversely affect the value of the investment. Opinions expressed are subject to change without any notice. Neither the company nor the director or the employees of NBSPL accept any liability whatsoever for any direct, indirect, consequential or other loss arising from any use of this research and/or further communication in relation to this research. Here it may be noted that neither NBSPL, nor its directors, employees, agents or representatives shall be liable for any damages whether direct or indirect, incidental, special or consequential including lost revenue or lost profit that may arise from or in connection with the use of the information contained in this report.

Copyright of this document vests exclusively with NBSPL. Our reports are also available on our website www.nirmalbang.com